Number of workers: 196,500 As a percentage of all U.S. workers in this category: 29%

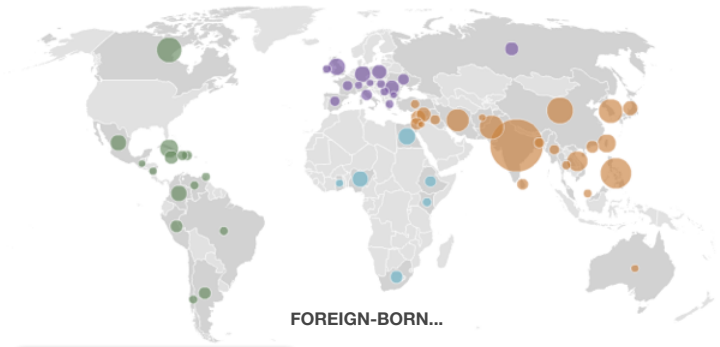

FOREIGN-BORN...

CHOICES
Construction Workers
Cooks and other food preparers
Doctors
Farm Laborers
Hairdressers and other grooming services
Scientists and Quantitative Analysts

1.

Number of workers: 990,900 As a percentage of all U.S. workers in this category: 36%

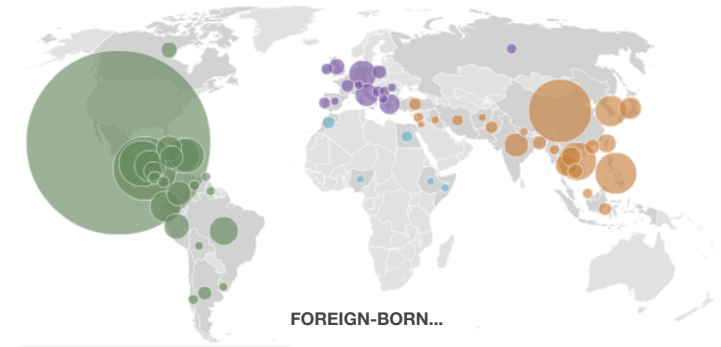

FOREIGN-BORN...

CHOICES
Construction Workers
Cooks and other food preparers
Doctors
Farm Laborers
Hairdressers and other grooming services
Scientists and Quantitative Analysts

2.

Number of workers: 195,700 As a percentage of all U.S. workers in this category: 27%

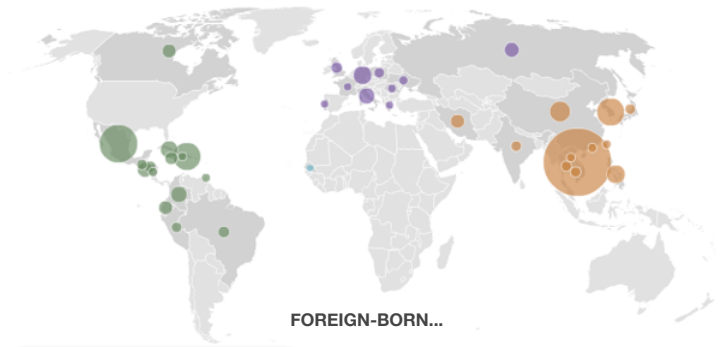

FOREIGN-BORN...

CHOICES
Construction Workers
Cooks and other food preparers
Doctors
Farm Laborers
Hairdressers and other grooming services
Scientists and Quantitative Analysts

3.

Number of workers: 1,180,300 As a percentage of all U.S. workers in this category: 28%

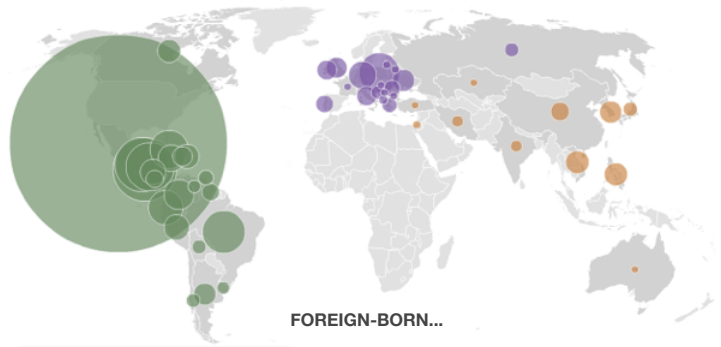

FOREIGN-BORN...

CHOICES
Construction Workers
Cooks and other food preparers
Doctors
Farm Laborers
Hairdressers and other grooming services
Scientists and Quantitative Analysts

4.

Number of workers: 473,900 As a percentage of all U.S. workers in this category: 19%

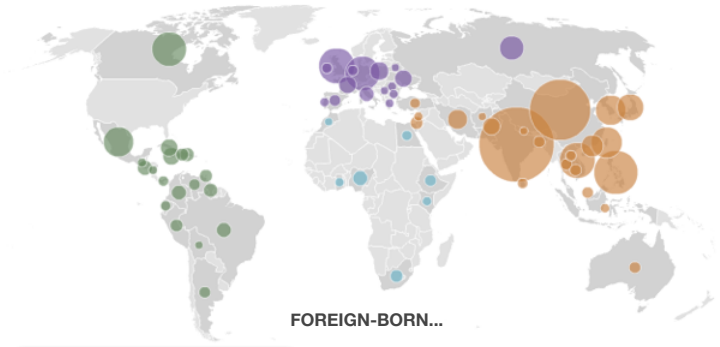

FOREIGN-BORN...

CHOICES
Construction Workers
Cooks and other food preparers
Doctors
Farm Laborers
Hairdressers and other grooming services
Scientists and Quantitative Analysts

5.

Number of workers: 260,700 As a percentage of all U.S. workers in this category: 53%

FOREIGN-BORN...

CHOICES
Construction Workers
Cooks and other food preparers
Doctors
Farm Laborers
Hairdressers and other grooming services
Scientists and Quantitative Analysts

6.

Number of workers: 722,200 As a percentage of all U.S. workers in this category: 18%

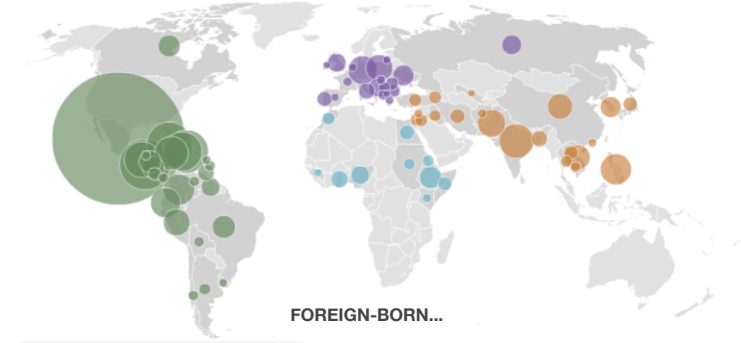

FOREIGN-BORN...

CHOICES
Accountants and other Financial Specialists
Computer Software Developers
Drivers and Other Transportation Workers
Gardeners and Groundkeepers
Household Service Staff
Writers, Artists and Entertainers

1.

Number of workers: 377,200 As a percentage of all U.S. workers in this category: 14%

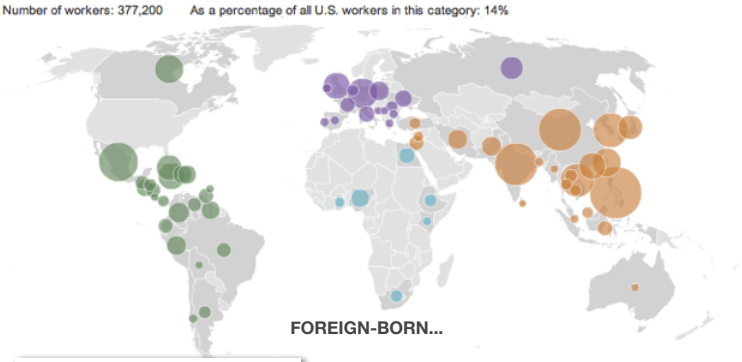

FOREIGN-BORN...

CHOICES
Accountants and other Financial Specialists
Computer Software Developers
Drivers and Other Transportation Workers
Gardeners and Groundkeepers
Household Service Staff
Writers, Artists and Entertainers

2.

Number of workers: 207,500 As a percentage of all U.S. workers in this category: 13%

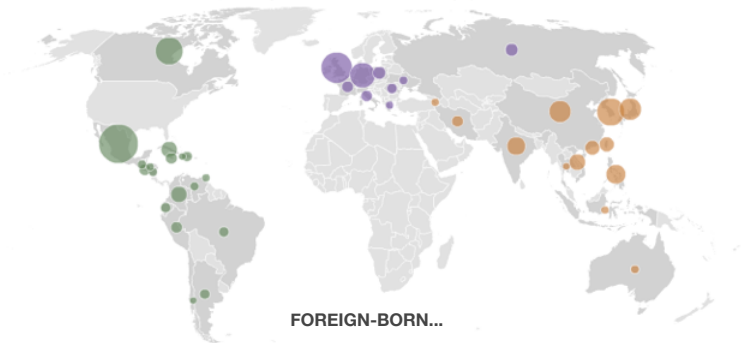

FOREIGN-BORN...

CHOICES
Accountants and other Financial Specialists
Computer Software Developers
Drivers and Other Transportation Workers
Gardeners and Groundkeepers
Household Service Staff
Writers, Artists and Entertainers

3.

Number of workers: 368,600 As a percentage of all U.S. workers in this category: 30%

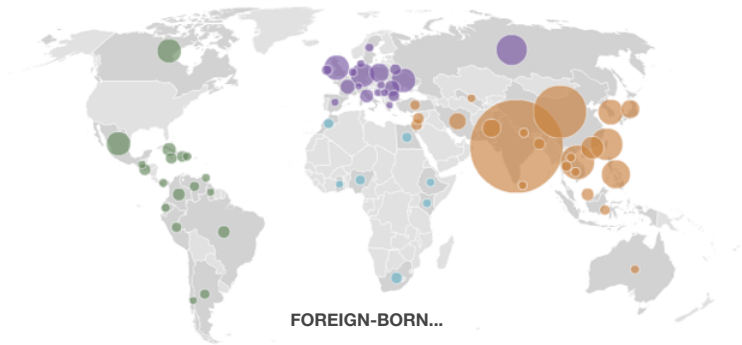

FOREIGN-BORN...

CHOICES
Accountants and other Financial Specialists
Computer Software Developers
Drivers and Other Transportation Workers
Gardeners and Groundkeepers
Household Service Staff
Writers, Artists and Entertainers

4.

Number of workers: 357,400 As a percentage of all U.S. workers in this category: 52%

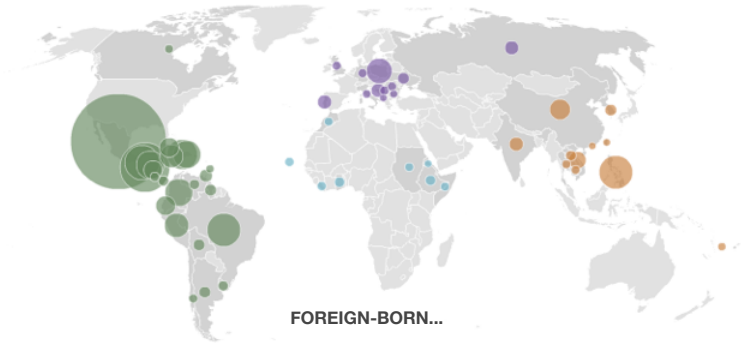

FOREIGN-BORN...

CHOICES
Accountants and other Financial Specialists
Computer Software Developers
Drivers and Other Transportation Workers
Gardeners and Groundkeepers
Household Service Staff
Writers, Artists and Entertainers

5.

Number of workers: 339,000 As a percentage of all U.S. workers in this category: 46%

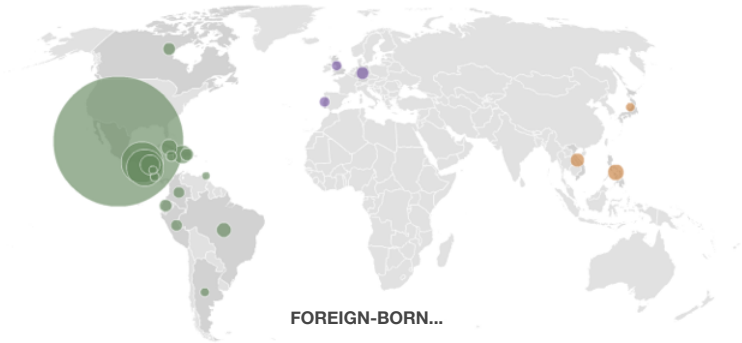

FOREIGN-BORN...

CHOICES
Accountants and other Financial Specialists
Computer Software Developers
Drivers and Other Transportation Workers
Gardeners and Groundkeepers
Household Service Staff
Writers, Artists and Entertainers

6.